


**Directions:** Cut out the signs below. Place magnetic backing on each sign. Sort each picture based on the target sound's placement as *Beginning* versus *Ending*.











**Beginning**



**Ending**

**Directions:** Cut out pictures below. Place magnetic backing on each picture. Sort each picture based on the target sound's placement in a word by placing them next to the *Beginning* or *Ending* sign.

<b>Cc</b>			
<b>Beginning "c" words: can, car, cow, cup</b>		<b>Ending "c" words: arc, mic, puck, sock</b>	
		 arc	 mic
		 puck	 sock

©Kelly E. Vess, CCC-SLP. For private clinical use only. Mass distribution and web publication prohibited.